
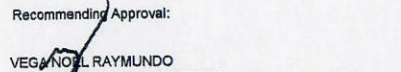



QUARTERLY REPORT OF REVENUE AND OTHER RECEIPTS
As at the Quarter Ending December 31, 2019

Department : Department of Environment and Natural Resources (DENR)
 Agency : National Mapping and Resource Information Authority
 Operating Unit : < not applicable >
 Organization Code : 10 004 0000000
 Fund Cluster : 01 - Regular Agency Fund

| Classification/Sources of Revenue and Other Receipts | UACS CODE | REVENUE TARGET (Annual) per BESF | Actual Revenue and Other Receipts Collections | | | | | Cumulative Remittance/Deposits to Date | | | Variance | | Remarks |
|--|------------|----------------------------------|---|----------------------------|-----------------------------|----------------------------|------------------|--|---------------------|--------------|----------------|-----------|---------|
| | | | 1st Quarter Ending March 31 | 2nd Quarter Ending June 30 | 3rd Quarter Ending Sept. 30 | 4th Quarter Ending Dec. 31 | Total | Remittance to BTr | Deposited with AGDB | TOTAL | Amount | % | |
| 1 | 2 | 3 | 4 | 5 | 6 | 7 | 8=[(5+(-)7)-8+9] | 9 | 10 | 11=(9+10) | 12=(8-3) | 13=(12/3) | 14 |
| Regular Agency Fund | | 9,780,000.00 | 2,518,952.27 | 1,523,705.78 | 1,617,726.74 | 2,203,328.10 | 7,863,712.89 | 7,863,847.89 | 0.00 | 7,863,847.89 | (1,916,287.11) | | -20 % |
| Revenue Collections | | 9,780,000.00 | 2,518,952.27 | 1,523,705.78 | 1,617,726.74 | 2,203,328.10 | 7,863,712.89 | 7,863,847.89 | 0.00 | 7,863,847.89 | (1,916,287.11) | | -20 % |
| Cash Revenue | | 9,780,000.00 | 2,518,952.27 | 1,523,705.78 | 1,617,726.74 | 2,203,328.10 | 7,863,712.89 | 7,863,847.89 | 0.00 | 7,863,847.89 | (1,916,287.11) | | -20 % |
| Non-Tax | | 9,780,000.00 | 2,518,952.27 | 1,523,705.78 | 1,617,726.74 | 2,203,328.10 | 7,863,712.89 | 7,863,847.89 | 0.00 | 7,863,847.89 | (1,916,287.11) | | -20 % |
| Other Service Income | 4020195099 | 2,900,000.00 | 147,154.94 | 137,284.36 | 164,305.74 | 157,233.72 | 605,979.76 | 606,614.76 | 0.00 | 606,614.76 | (2,294,020.24) | | -79 % |
| Rent/Lease Income | 4020205000 | 1,300,000.00 | 410,481.48 | 208,661.42 | 0.00 | 588,784.38 | 1,207,927.28 | 1,207,927.28 | 0.00 | 1,207,927.28 | (92,072.72) | | -7 % |
| Income from Printing and Publication | 4020215000 | 5,580,000.00 | 1,961,315.95 | 1,177,760.00 | 1,453,420.00 | 1,457,310.00 | 6,049,805.85 | 6,049,305.85 | 0.00 | 6,049,305.85 | 469,694.15 | | 8 % |
| TOTAL | | 9,780,000.00 | 2,518,952.27 | 1,523,705.78 | 1,617,726.74 | 2,203,328.10 | 7,863,712.89 | 7,863,847.89 | 0.00 | 7,863,847.89 | (1,916,287.11) | | -20 % |

Certified Correct:

 DELA CRUZ AMELITO MANAOIS
 Section Chief, Accountant
 Date: 2020-01-25 13:20:09.0

Recommending Approval:

 VEG, NOEL RAYMUNDO
 Director of Financial Management Services (FMS) or Equivalent
 Date: 2020-01-25 13:22:31.0

Approved By:

 TIANGCO PETER NILO
 Agency/Entity Head or Authorized Representative
 Date: 2020-01-27 10:20:24.0