

**STATEMENT OF APPROPRIATIONS, ALLOTMENTS, OBLIGATIONS, DISBURSEMENTS AND BALANCES**  
As of the Quarter Ending JUNE 30, 2024

Department : ENVIRONMENT AND NATURAL RESOURCES  
Agency : NATIONAL MAPPING AND RESOURCE INFORMATION AUTHORITY  
Operating Unit :  
Organizational Code (UACS): 10.004.00.00000  
Funding Source Code (as clustered) : 101  
(e.g. Old Fund Code: 101,102, 151)

-	Current Year Appropriations
	Supplemental Appropriations
	Continuing Appropriations




PARTICULARS	UACS CODE	Appropriations			Allotments			Current Year Obligations			Current Year Disbursements			Balances			
		Authorized Appropriation	Adjustments (Transfer To)/From, Realignment	Adjusted Appropriations	Allotments Received	Adjustments (Withdrawal, Realignment)	Adjusted Total Allotments	1st Quarter Ending March 31	2nd Quarter Ending June 30	Total	1st Quarter Ending March 31	2nd Quarter Ending June 30	Total	Unreleased Appropriations	Unobligated Allotment	Unpaid Obligations	
1	2	3	4	5=(3+4)	6	7	10=[(6+(-7))-8+9]	11	12	15=(11+12+13+14)	16	17	20=(16+17+18+19)	21=(5-10)	22=(10-15)	23	24
<b>Part A. SPECIFIC BUDGET OF NATIONAL GOVERNMENT AGENCIES</b>		<b>1,594,018,000.00</b>	<b>(0.00)</b>	<b>1,594,018,000.00</b>	<b>1,576,691,000.00</b>	<b>(0.00)</b>	<b>1,576,691,000.00</b>	<b>860,552,292.86</b>	<b>213,763,458.15</b>	<b>1,074,315,751.01</b>	<b>290,651,543.49</b>	<b>386,947,586.14</b>	<b>677,599,129.63</b>	<b>17,327,000.00</b>	<b>502,375,248.99</b>	<b>474,748.10</b>	<b>396,241,873.28</b>
<b>General Administration and Support</b>	<b>101000000</b>	<b>173,294,000.00</b>	-	<b>173,294,000.00</b>	<b>173,294,000.00</b>	-	<b>173,294,000.00</b>	<b>58,425,776.32</b>	<b>44,067,157.13</b>	<b>102,492,933.45</b>	<b>33,950,242.62</b>	<b>50,197,935.34</b>	<b>84,148,177.96</b>	-	<b>70,801,066.55</b>	<b>46,451.40</b>	<b>18,298,304.09</b>
<b>General Management and Supervision</b>		<b>162,142,000.00</b>	-	<b>162,142,000.00</b>	<b>162,142,000.00</b>	-	<b>162,142,000.00</b>	<b>56,991,837.58</b>	<b>42,944,325.48</b>	<b>99,936,163.06</b>	<b>32,516,303.88</b>	<b>49,150,098.69</b>	<b>81,666,402.57</b>	-	<b>62,205,836.94</b>	<b>46,451.40</b>	<b>18,223,309.09</b>
Personnel Services	50100000	52,873,000.00	-	52,873,000.00	52,873,000.00	-	52,873,000.00	11,698,809.44	16,121,354.88	27,820,164.32	11,623,408.04	16,182,154.88	27,805,562.92	-	25,052,835.68	14,601.40	-
Maintenance and Other Operating Expenses	50200000	109,269,000.00	-	109,269,000.00	109,269,000.00	-	109,269,000.00	45,293,028.14	26,822,970.60	72,115,998.74	20,892,895.84	32,967,943.81	53,860,839.65	-	37,153,001.26	31,850.00	18,223,309.09
Capital Outlay	50604000	-	-	-	-	-	-	-	-	-	-	-	-	-	-	-	-
<b>Human Resource and Development</b>		<b>1,215,000.00</b>	-	<b>1,215,000.00</b>	<b>1,215,000.00</b>	-	<b>1,215,000.00</b>	<b>388,592.50</b>	<b>469,916.67</b>	<b>858,509.17</b>	<b>388,592.50</b>	<b>394,921.67</b>	<b>783,514.17</b>	-	<b>356,490.83</b>	-	<b>74,995.00</b>
Maintenance and Other Operating Expenses		1,215,000.00	-	1,215,000.00	1,215,000.00	-	1,215,000.00	388,592.50	469,916.67	858,509.17	388,592.50	394,921.67	783,514.17	-	356,490.83	-	74,995.00
Capital Outlay	50604000	-	-	-	-	-	-	-	-	-	-	-	-	-	-	-	-
<b>Administration of Personnel Benefits</b>		<b>9,937,000.00</b>	-	<b>9,937,000.00</b>	<b>9,937,000.00</b>	-	<b>9,937,000.00</b>	<b>1,045,346.24</b>	<b>652,914.98</b>	<b>1,698,261.22</b>	<b>1,045,346.24</b>	<b>652,914.98</b>	<b>1,698,261.22</b>	-	<b>8,238,738.78</b>	-	-
PS		9,937,000.00	-	9,937,000.00	9,937,000.00	-	9,937,000.00	1,045,346.24	652,914.98	1,698,261.22	1,045,346.24	652,914.98	1,698,261.22	-	8,238,738.78	-	-
<b>Operations</b>		<b>1,420,724,000.00</b>	<b>(0.00)</b>	<b>1,420,724,000.00</b>	<b>1,403,397,000.00</b>	<b>(0.00)</b>	<b>1,403,397,000.00</b>	<b>802,126,516.54</b>	<b>169,696,301.02</b>	<b>971,822,817.56</b>	<b>256,701,300.87</b>	<b>336,749,650.80</b>	<b>593,450,951.67</b>	<b>17,327,000.00</b>	<b>431,574,182.44</b>	<b>428,296.70</b>	<b>377,943,669.19</b>
<b>MAPPING AND RESOURCE INFORMATION PROGRAM</b>		<b>562,942,000.00</b>	<b>(0.00)</b>	<b>562,942,000.00</b>	<b>545,615,000.00</b>	<b>(0.00)</b>	<b>545,615,000.00</b>	<b>268,615,902.01</b>	<b>71,372,420.33</b>	<b>339,988,322.34</b>	<b>122,824,537.92</b>	<b>81,710,698.48</b>	<b>204,535,236.40</b>	<b>17,327,000.00</b>	<b>205,626,677.66</b>	<b>369,980.38</b>	<b>135,083,105.56</b>
Hydrographic and Oceanographic Surveys and Nautical Charting		562,942,000.00	(0.00)	562,942,000.00	545,615,000.00	(0.00)	545,615,000.00	268,615,902.01	71,372,420.33	339,988,322.34	122,824,537.92	81,710,698.48	204,535,236.40	17,327,000.00	205,626,677.66	369,980.38	135,083,105.56
Personnel Services	50100000	233,687,000.00	-	233,687,000.00	216,360,000.00	-	216,360,000.00	40,301,469.15	53,748,301.58	94,049,770.73	40,228,302.15	53,679,419.17	93,907,721.32	17,327,000.00	122,310,229.27	142,049.41	-
Maintenance and Other Operating Expenses	50200000	312,500,000.00	(0.00)	312,500,000.00	312,500,000.00	(0.00)	312,500,000.00	211,878,438.86	17,624,118.75	229,502,557.61	82,596,235.77	26,531,285.31	109,127,521.08	-	82,997,442.39	227,930.97	120,147,105.56
Capital Outlay	50604000	16,755,000.00	-	16,755,000.00	16,435,994.00	-	16,435,994.00	16,435,994.00	-	16,435,994.00	-	1,499,994.00	1,499,994.00	-	319,006.00	-	14,936,000.00
<b>Topographic Base Mapping and Geodetic Surveys</b>		<b>587,237,000.00</b>	-	<b>587,237,000.00</b>	<b>587,237,000.00</b>	-	<b>587,237,000.00</b>	<b>416,291,754.37</b>	<b>45,454,400.43</b>	<b>461,746,154.80</b>	<b>26,883,330.07</b>	<b>202,941,157.84</b>	<b>229,824,487.91</b>	-	<b>125,490,845.20</b>	<b>2,666.32</b>	<b>231,919,000.57</b>
Personnel Services	50100000	66,978,000.00	-	66,978,000.00	66,978,000.00	-	66,978,000.00	14,480,682.35	19,898,639.11	34,379,321.46	14,454,016.03	19,922,639.11	34,376,655.14	-	32,598,678.54	2,666.32	-
Maintenance and Other Operating Expenses	50200000	520,259,000.00	-	520,259,000.00	520,259,000.00	-	520,259,000.00	401,811,072.02	25,555,761.32	427,366,833.34	12,429,314.04	183,018,518.73	195,447,832.77	-	92,892,166.66	-	231,919,000.57
Capital Outlay	50604000	-	-	-	-	-	-	-	-	-	-	-	-	-	-	-	-
<b>Resource Assessment and Mapping</b>		<b>137,533,000.00</b>	<b>(0.00)</b>	<b>137,533,000.00</b>	<b>137,533,000.00</b>	<b>(0.00)</b>	<b>137,533,000.00</b>	<b>43,106,726.84</b>	<b>30,801,970.06</b>	<b>73,908,696.90</b>	<b>37,535,529.26</b>	<b>30,517,894.96</b>	<b>68,053,424.22</b>	-	<b>63,624,303.10</b>	<b>55,650.00</b>	<b>5,799,622.68</b>
Personnel Services	50100000	61,815,000.00	-	61,815,000.00	61,815,000.00	-	61,815,000.00	13,602,173.09	18,521,735.72	32,123,908.81	13,585,173.09	18,538,735.72	32,123,908.81	-	29,691,091.19	-	-
Maintenance and Other Operating Expenses	50200000	55,718,000.00	(0.00)	55,718,000.00	55,718,000.00	(0.00)	55,718,000.00	12,802,653.75	9,380,434.34	22,383,088.09	8,010,956.17	10,237,159.24	18,248,115.41	-	33,334,911.91	55,650.00	4,079,322.68
Capital Outlay	50604000	20,000,000.00	-	20,000,000.00	20,000,000.00	-	20,000,000.00	16,701,900.00	2,699,800.00	19,401,700.00	15,939,400.00	1,742,000.00	17,681,400.00	-	598,300.00	-	1,720,300.00
<b>Geospatial Information Management</b>		<b>133,012,000.00</b>	-	<b>133,012,000.00</b>	<b>133,012,000.00</b>	-	<b>133,012,000.00</b>	<b>74,112,133.32</b>	<b>22,067,510.20</b>	<b>96,179,643.82</b>	<b>69,457,903.62</b>	<b>21,579,899.82</b>	<b>91,037,803.14</b>	-	<b>36,832,356.48</b>	-	<b>5,141,840.38</b>
Personnel Services	50100000	52,663,000.00	-	52,663,000.00	52,663,000.00	-	52,663,000.00	10,510,589.97	14,186,501.65	24,697,091.62	10,496,589.97	14,200,501.65	24,697,091.62	-	27,965,908.38	-	-
Maintenance and Other Operating Expenses	50200000	80,349,000.00	-	80,349,000.00	80,349,000.00	-	80,349,000.00	63,601,543.35	7,881,008.55	71,482,551.90	58,961,313.65	7,379,397.87	66,340,711.52	-	8,866,448.10	-	5,141,840.38
Capital Outlay	50604000	-	-	-	-	-	-	-	-	-	-	-	-	-	-	-	-
<b>11. Automatic Appropriations</b>	<b>01 1 04 102</b>	<b>34,778,000.00</b>	-	<b>34,778,000.00</b>	<b>34,778,000.00</b>	-	<b>34,778,000.00</b>	<b>8,287,974.19</b>	<b>8,431,356.79</b>	<b>16,719,330.98</b>	<b>5,514,713.99</b>	<b>11,204,616.99</b>	<b>16,719,330.98</b>	-	<b>18,058,669.02</b>	-	-
Retirement and Life Insurance Premiums																	
<b>General Administration and Support</b>		<b>4,796,000.00</b>	-	<b>4,796,000.00</b>	<b>4,796,000.00</b>	-	<b>4,796,000.00</b>	<b>1,145,334.08</b>	<b>1,265,148.80</b>	<b>2,410,482.88</b>	<b>756,953.64</b>	<b>1,653,529.24</b>	<b>2,410,482.88</b>	-	<b>2,385,517.12</b>	-	-
General Administration and Supervision																	
Personnel Services		4,796,000.00	-	4,796,000.00	4,796,000.00	-	4,796,000.00	1,145,334.08	1,265,148.80	2,410,482.88	756,953.64	1,653,529.24	2,410,482.88	-	2,385,517.12	-	-
<b>Operations</b>		<b>29,982,000.00</b>	-	<b>29,982,000.00</b>	<b>29,982,000.00</b>	-	<b>29,982,000.00</b>	<b>7,142,640.11</b>	<b>7,166,207.99</b>	<b>14,308,848.10</b>	<b>4,757,760.35</b>	<b>9,551,087.75</b>	<b>14,308,848.10</b>	-	<b>15,673,151.90</b>	-	-
Hydrographic and Oceanographic Surveys and Nautical Charting		13,110,000.00	-	13,110,000.00	13,110,000.00	-	13,110,000.00	2,924,640.11	2,948,207.99	5,872,848.10	1,946,760.35	3,926,087.75	5,872,848.10	-	7,237,151.90	-	-
Personnel Services		13,110,000.00	-	13,110,000.00	13,110,000.00	-	13,110,000.00	2,924,640.11	2,948,207.99	5,872,848.10	1,946,760.35	3,926,087.75	5,872,848.10	-	7,237,151.90	-	-
Topographic Base Mapping and Geodetic Surveys		6,173,000.00	-	6,173,000.00	6,173,000.00	-	6,173,000.00	1,543,000.00	1,543,000.00	3,086,000.00	1,028,000.00	2,058,000.00	3,086,000.00	-	3,087,000.00	-	-
Personnel Services		6,173,000.00	-	6,173,000.00	6,173,000.00	-	6,173,000.00	1,543,000.00	1,543,000.00	3,086,000.00	1,028,000.00	2,058,000.00	3,086,000.00	-	3,087,000.00	-	-
<b>Resource Assessment and Mapping</b>		<b>5,776,000.00</b>	-	<b>5,776,000.00</b>	<b>5,776,000.00</b>	-	<b>5,776,000.00</b>	<b>1,444,000.00</b>	<b>1,444,000.00</b>	<b>2,888,000.00</b>	<b>963,000.00</b>	<b>1,925,000.00</b>	<b>2,888,000.00</b>	-	<b>2,888,000.00</b>	-	-
Personnel Services		5,776,000.00	-	5,776,000.00	5,776,000.00	-	5,776,000.00	1,444,000.00	1,444,000.00	2,888,000.00	963,000.00	1,925,000.00	2,888,000.00	-	2,888,000.00	-	-
<b>Geospatial Information Management</b>		<b>4,923,000.00</b>	-	<b>4,923,000.00</b>	<b>4,923,000.00</b>	-	<b>4,923,000.00</b>	<b>1,231,000.00</b>	<b>1,231,000.00</b>	<b>2,462,000.00</b>	<b>820,000.00</b>	<b>1,642,000.00</b>	<b>2,462,000.</b>				

**STATEMENT OF APPROPRIATIONS, ALLOTMENTS, OBLIGATIONS, DISBURSEMENTS AND BALANCES**  
As of the Quarter Ending JUNE 30, 2024

Department : ENVIRONMENT AND NATURAL RESOURCES  
 Agency : NATIONAL MAPPING AND RESOURCE INFORMATION AUTHORITY  
 Operating Unit :  
 Organizational Code (UACS): 10 004 00 00000  
 Funding Source Code (as clustered) : 101  
 (e.g. Old Fund Code: 101,102, 151)

-	Current Year Appropriations
	Supplemental Appropriations
	Continuing Appropriations

PARTICULARS	UACS CODE	Appropriations			Allotments			Current Year Obligations			Current Year Disbursements			Balances			
		Authorized Appropriation	Adjustments (Transfer To)/ From, Realignment	Adjusted Appropriations	Allotments Received	Adjustments (Withdrawal, Realignment)	Adjusted Total Allotments	1st Quarter Ending March 31	2nd Quarter Ending June 30	Total	1st Quarter Ending March 31	2nd Quarter Ending June 30	Total	Unreleased Appropriations	Unobligated Allotment	Unpaid Obligations	
1	2	3	4	5=(3+4)	6	7	10=[6+(-)7]-8+9]	11	12	15=(11+12+13+14)	16	17	20=(16+17+18+19)	21=(5-10)	22=(10-15)	23	24
Part A.																	
<b>111 Special Purpose Fund</b>			<b>31,894,649.00</b>	<b>31,894,649.00</b>		<b>31,894,649.00</b>	<b>31,894,649.00</b>	<b>8,834,083.23</b>	<b>22,912,025.87</b>	<b>31,746,109.10</b>	<b>8,834,083.23</b>	<b>22,912,025.87</b>	<b>31,746,109.10</b>		<b>148,539.90</b>		
<b>Miscellaneous Personnel Benefits Fund</b>	<b>1 101 406</b>		<b>14,226,481.00</b>	<b>14,226,481.00</b>		<b>14,226,481.00</b>	<b>14,226,481.00</b>		<b>14,226,481.00</b>	<b>14,226,481.00</b>		<b>14,226,481.00</b>	<b>14,226,481.00</b>				
General Management and Supervision																	
Performance Based Bonus			<b>14,226,481.00</b>	<b>14,226,481.00</b>		<b>14,226,481.00</b>	<b>14,226,481.00</b>		<b>14,226,481.00</b>	<b>14,226,481.00</b>		<b>14,226,481.00</b>	<b>14,226,481.00</b>				
Performance Based Bonus-Civilian	50102990 14		9,256,773.00	9,256,773.00		9,256,773.00	9,256,773.00		9,256,773.00	9,256,773.00		9,256,773.00	9,256,773.00				
Performance Based Bonus-Uniformed	50102990 15		4,969,708.00	4,969,708.00		4,969,708.00	4,969,708.00		4,969,708.00	4,969,708.00		4,969,708.00	4,969,708.00				
Pension and Gratuity Fund	<b>1 101 407</b>		<b>17,668,168.00</b>	<b>17,668,168.00</b>		<b>17,668,168.00</b>	<b>17,668,168.00</b>	<b>8,834,083.23</b>	<b>8,685,544.87</b>	<b>17,519,628.10</b>	<b>8,834,083.23</b>	<b>8,685,544.87</b>	<b>17,519,628.10</b>		<b>148,539.90</b>		
Hydrographic and Oceanographic Surveys and Nautical Charting			<b>17,668,168.00</b>	<b>17,668,168.00</b>		<b>17,668,168.00</b>	<b>17,668,168.00</b>	<b>8,834,083.23</b>	<b>8,685,544.87</b>	<b>17,519,628.10</b>	<b>8,834,083.23</b>	<b>8,685,544.87</b>	<b>17,519,628.10</b>		<b>148,539.90</b>		
For Payment of Pension	50104010 02		17,668,168.00	17,668,168.00		17,668,168.00	17,668,168.00	8,834,083.23	8,685,544.87	17,519,628.10	8,834,083.23	8,685,544.87	17,519,628.10		148,539.90		
PS-Terminal Leave Benefits (Civilian)																	
General Management and Supervision																	
PS-Terminal Leave Benefits (Civilian)																	
For payment of monetization of leave credits	50104990 99																
Unprogrammed Appropriations- Pension Arrearages	1 105 451																
PS- Pensions- Military/Uniformed	50104010 02																
<b>TOTAL Current Year Budget/Appropriations</b>		<b>1,628,796,000.00</b>	<b>31,894,649.00</b>	<b>1,660,690,649.00</b>	<b>1,611,469,000.00</b>	<b>31,894,649.00</b>	<b>1,643,363,649.00</b>	<b>877,674,350.28</b>	<b>245,106,840.81</b>	<b>1,122,781,191.09</b>	<b>305,000,340.71</b>	<b>421,064,229.00</b>	<b>726,064,569.71</b>	<b>17,327,000.00</b>	<b>520,582,457.91</b>	<b>474,748.10</b>	<b>396,241,873.28</b>
Personnel Services		512,731,000.00	31,894,649.00	544,625,649.00	495,404,000.00	31,894,649.00	527,298,649.00	108,761,127.66	154,472,830.58	263,233,958.24	105,781,632.74	157,293,008.37	263,074,641.11	17,327,000.00	264,064,690.76	159,317.13	
Maintenance and Other Operating Expenses		1,079,310,000.00	(0.00)	1,079,310,000.00	1,079,310,000.00	(0.00)	1,079,310,000.00	735,775,328.62	87,934,210.23	823,709,538.85	183,279,307.97	260,529,226.63	443,808,534.60		255,600,461.15	315,430.97	379,585,573.28
Capital Outlay		36,755,000.00		36,755,000.00	36,755,000.00		36,755,000.00	33,137,894.00	2,699,800.00	35,837,694.00	15,939,400.00	3,241,994.00	19,181,394.00		917,306.00		16,696,300.00

Certified Correct:	Certified Correct:	Recommending Approval:	Approved by:
 <b>NILDA C. LOPEZ</b> Administrative Officer II Date: _____	 <b>AMELITO M. DELA CRUZ</b> Chief, Accounting Section Date: _____	 <b>GRACE A. TOLENTINO</b> OIC, Financial & Management Division Date: _____	 <b>Usec. PETER N. TANCOCO, Ph.D. CESO I</b> Agency Head/ Department Secretary Date: _____